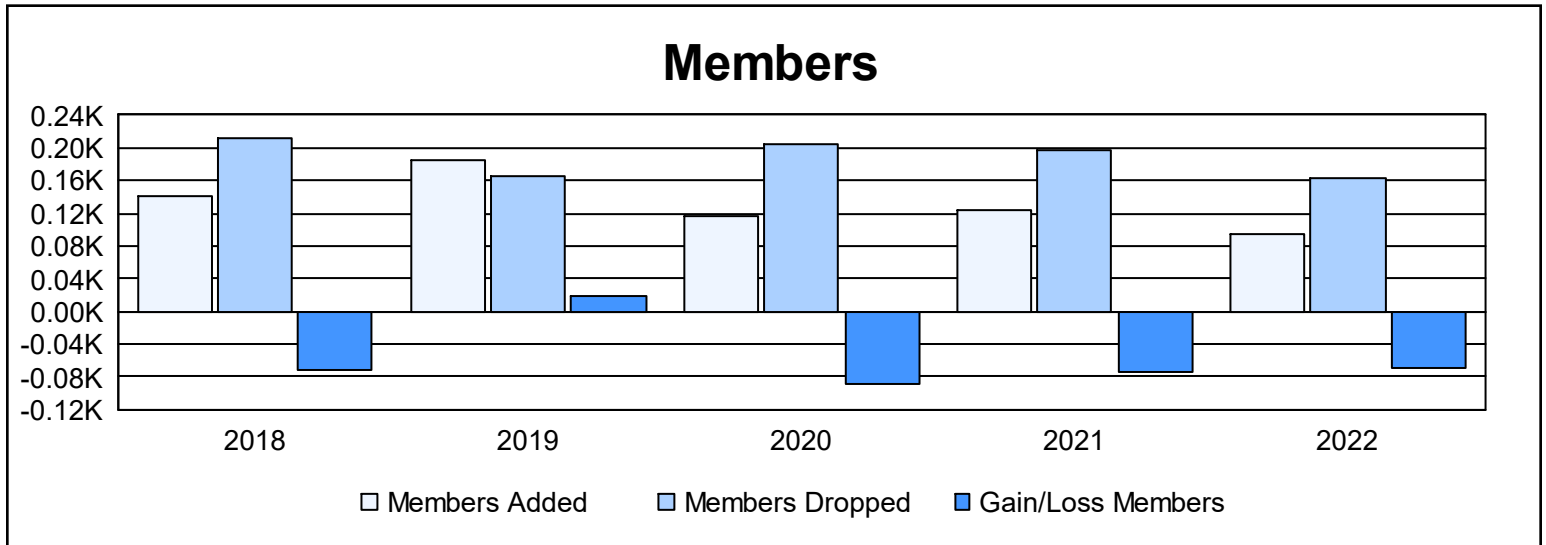
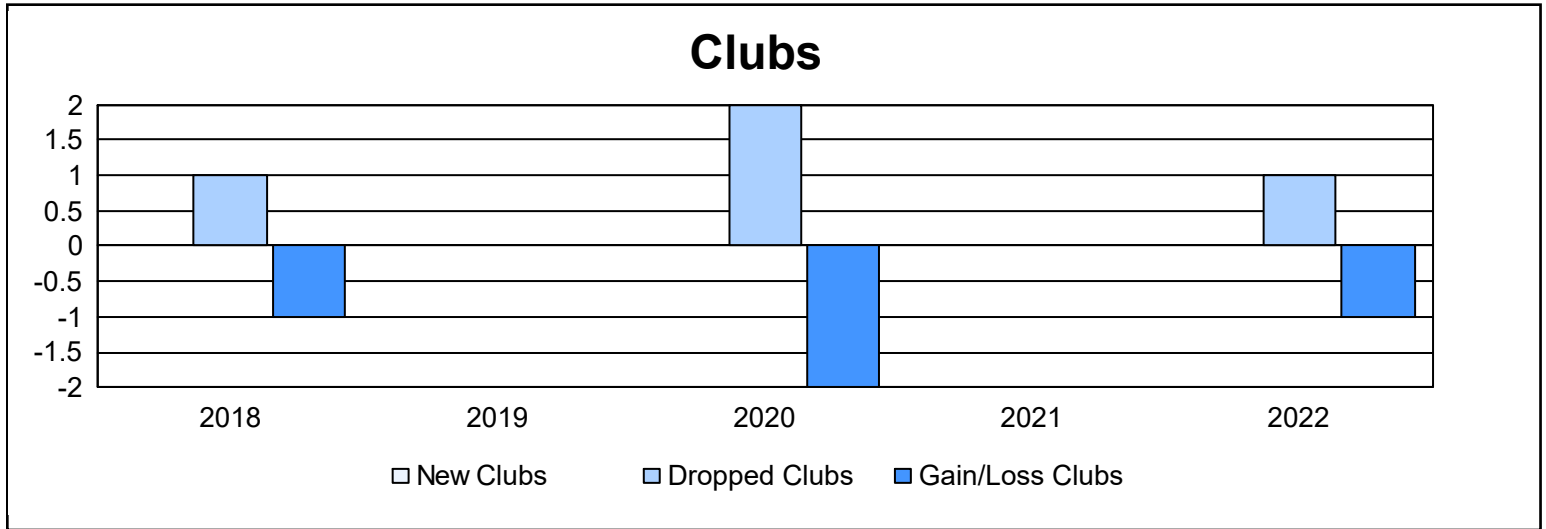
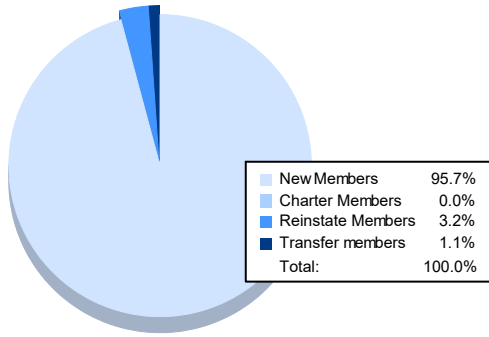


| Year           | New Clubs | Dropped Clubs | Gain/ Loss Clubs | New Members | Charter Members | Reinstate Members | Transfer Members | Total Member Added | Total Members Dropped | Gain/ Loss Members |
|----------------|-----------|---------------|------------------|-------------|-----------------|-------------------|------------------|--------------------|-----------------------|--------------------|
| 2017-2018      | 0         | 1             | -1               | 139         | 0               | 0                 | 1                | 140                | 211                   | -71                |
| 2018-2019      | 0         | 0             | 0                | 183         | 0               | 1                 | 2                | 186                | 166                   | 20                 |
| 2019-2020      | 0         | 2             | -2               | 101         | 1               | 6                 | 8                | 116                | 205                   | -89                |
| 2020-2021      | 0         | 0             | 0                | 120         | 0               | 3                 | 0                | 123                | 196                   | -73                |
| 2021-2022      | 0         | 1             | -1               | 90          | 0               | 3                 | 1                | 94                 | 163                   | -69                |
| <b>Average</b> | <b>0</b>  | <b>1</b>      | <b>-1</b>        | <b>127</b>  | <b>0</b>        | <b>3</b>          | <b>2</b>         | <b>132</b>         | <b>188</b>            | <b>-56</b>         |



### Membership Composition June 2022 Cumulative



### Gender Composition June 2022 Cumulative

